

Low Pressure Second Stage Regulators - Standard Settings

LV4403B Series

Application

Designed to reduce first stage pressure of 5 to 20 PSIG down to burner pressure, normally 11" w.c. Ideal for medium commercial installations, multiple cylinder installations and normal domestic loads.

Features

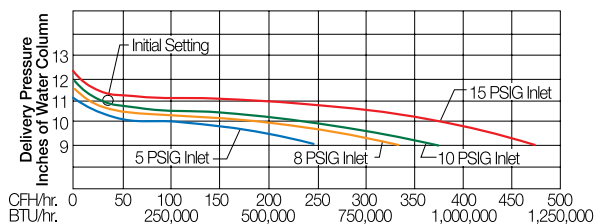
- Large vent helps prevent blockage and has 1/4" F.NPT for vent piping.
- With 15 PSIG inlet pressure, regulator is designed to not pass more than 2 PSIG with the seat disc removed.
- Incorporates integral relief valves.
- Replaceable valve orifice and valve seat disc.
- Straight line valve closure reduces wear on seat disc.
- Unique bonnet vent profile minimizes vent freeze over when properly installed.
- Large molded diaphragm is extra sensitive to pressure changes.
- Built in pressure tap has plugged 1/8" F.NPT outlet. Plug can be removed with a 3/16" hex allen wrench.
- Select brown finish.

Backmount Design

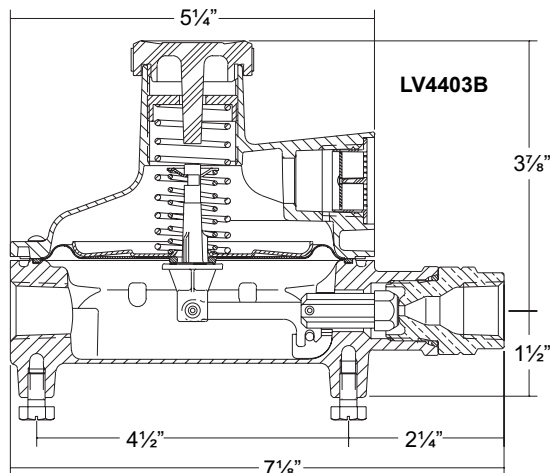
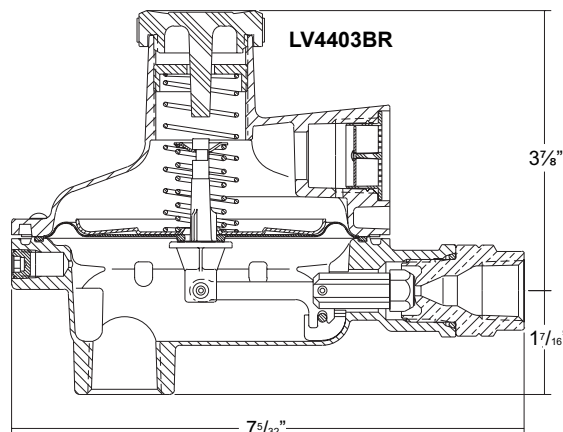
Mounts directly to house line piping. Eliminates need for union joints, elbows, and mounting brackets. Quick and easy to install.

Materials

Body Die Cast Zinc
Bonnet Die Cast Zinc
Nozzle Orifice Brass
Spring Steel
Valve Seat Disc Resilient Rubber
Diaphragm Integrated Fabric and Synthetic Rubber



LV4403B Series



Ordering Information

Part Number	Inlet Connection	Outlet Connection	Orifice Size	Factory Delivery Pressure		Adjustment Range	Bonnet Vent Position	Vapor Capacity BTU/hr. Propane**
				psig	barg			
LV4403B4	½" F. NPT	½"	#28 Drill	11" w.c. (27.37 MBars)at 10 psig Inlet	11" w.c. (27.37 MBars)at 0.69 barg Inlet	9" to 13" w.c. (22.4 to 32.35 MBars)	Over Inlet	935,000
LV4403B46		¾" F. NPT						
LV4403B46R*								
LV4403B66	¾" F. NPT							
LV4403B66R*								

* Backmount design

** Maximum flow based on 10 PSIG inlet and 9" w.c. delivery pressure.